



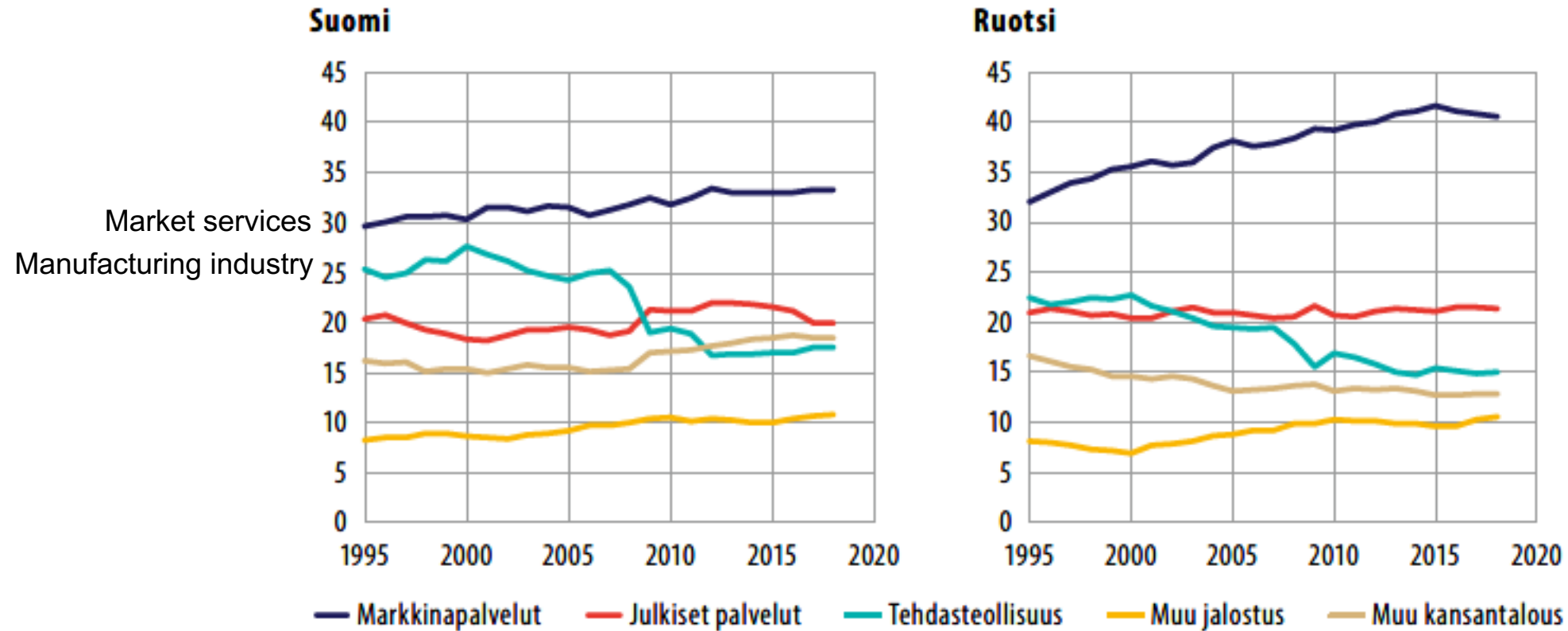
Future of manufacturing industry in Finland

5.3.2020

Matti Mannonen




Gross value added in Finland and Sweden by various sectors



Kuvio 6. Sektoreiden osuudet kansantalouden bruttoarvonlisäyksestä, %. Lähde: omat laskelmat, Eurostat Database.

**News about the
death of
manufacturing
industry in
Finland are
highly
exaggerated**





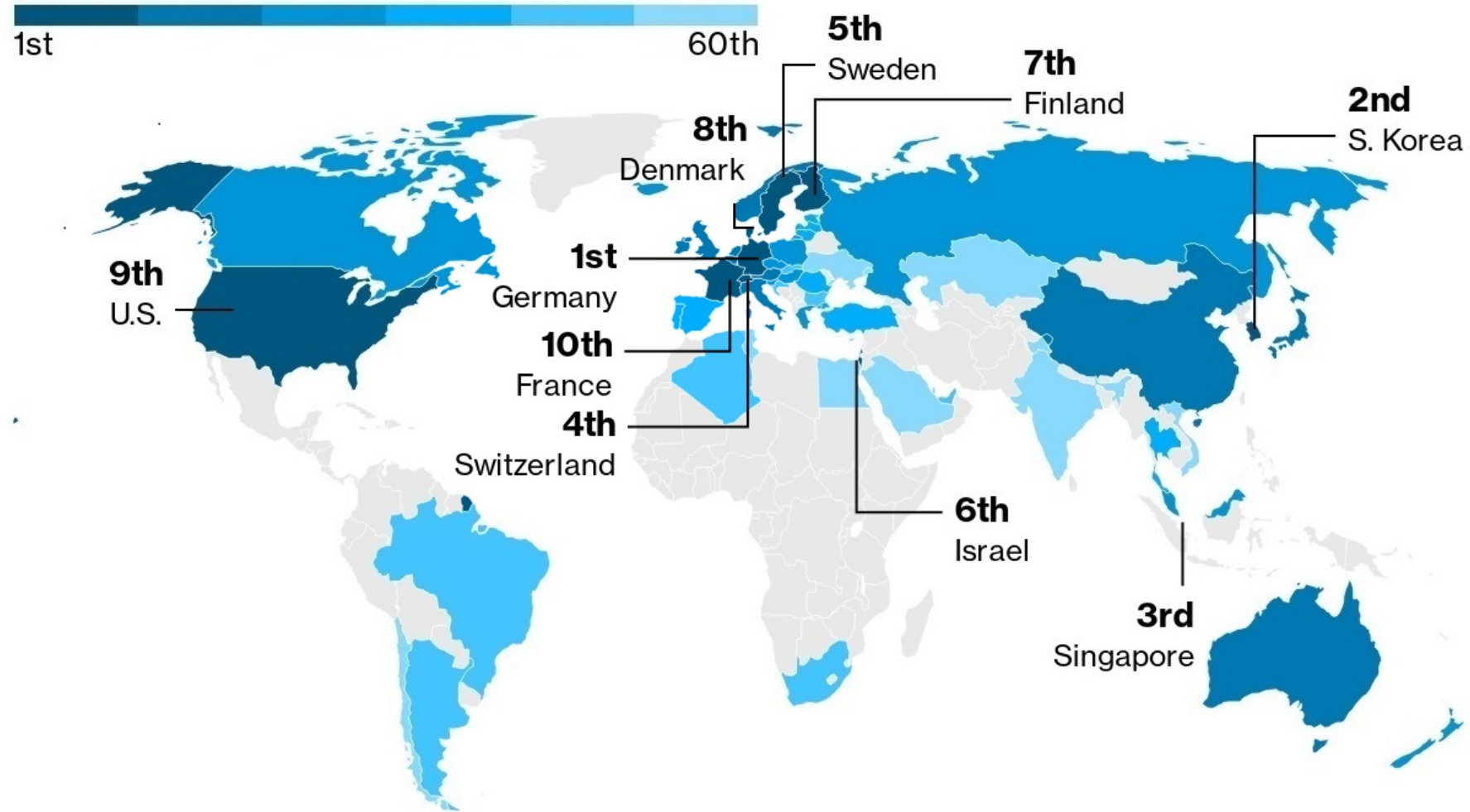
Action needed!

Advanced manufacturing network

World's 60 Most Innovative Economies

China inches into top 15 in 2020 as Japan drops out of top 10

Innovation rank



Sources: Bloomberg, International Labour Organization, International Monetary Fund, World Bank, Organisation for Economic Cooperation and Development, World Intellectual Property Organization, United Nations Educational, Scientific and Cultural Organization

The Equation of welfare*

$$\begin{array}{l} \textbf{Welfare} \\ \text{GDP /capita} \end{array} = \begin{array}{l} \textbf{Productivity} \\ \text{GDP /work hour} \end{array} \times \begin{array}{l} \textbf{Amount of work} \\ \text{Work hours /capita} \end{array}$$

Public services
Social security
Infrastructure
Education
Culture...

- New knowledge
- Research
- Innovation
- Investments in
new technology

**Potential:
Unlimited**

- Employment rate
- No. of employees

**Potential: A few
percentage
points**