

Ajankohtaista – MSCA NCP:t

Päivi Pihlaja – Outi Ala-Honkola



ACADEMY
OF FINLAND

Suomen osallistuminen - MSCA

Horisontti 2020-puiteohjelma (lähde: Horizon 2020 Dashboard – 10.9.2020)

Net EU Contribution [↗](#)

77,12M 0,15%
of EU total

Signed Grants [↗](#)

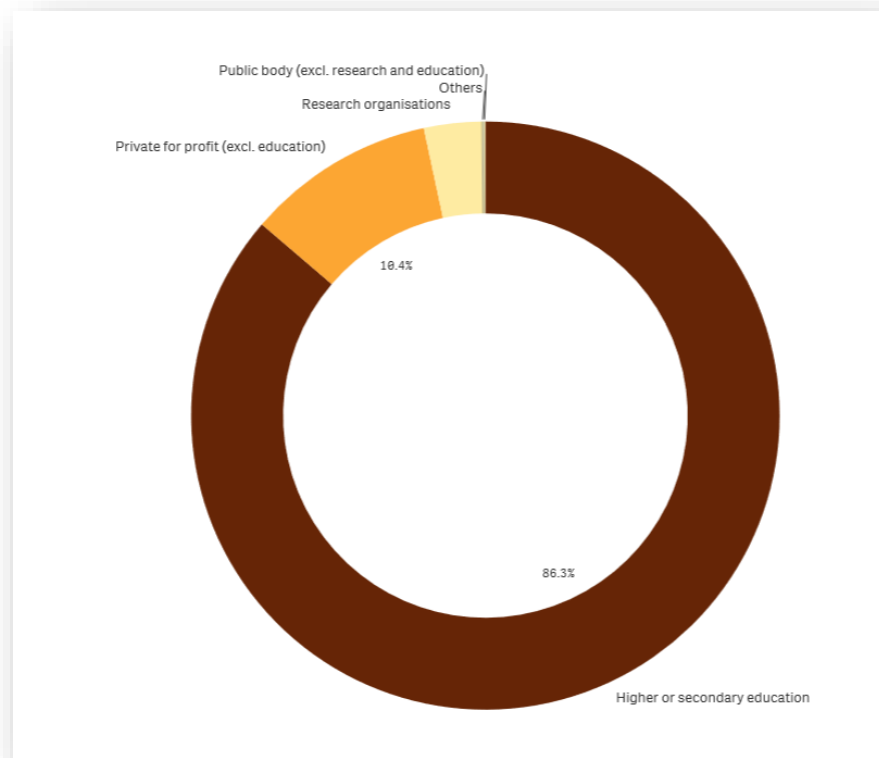
240 0,86%
of EU total

Participation [↗](#)

365 0,28%
of EU total

MSCA unique participants [↗](#)

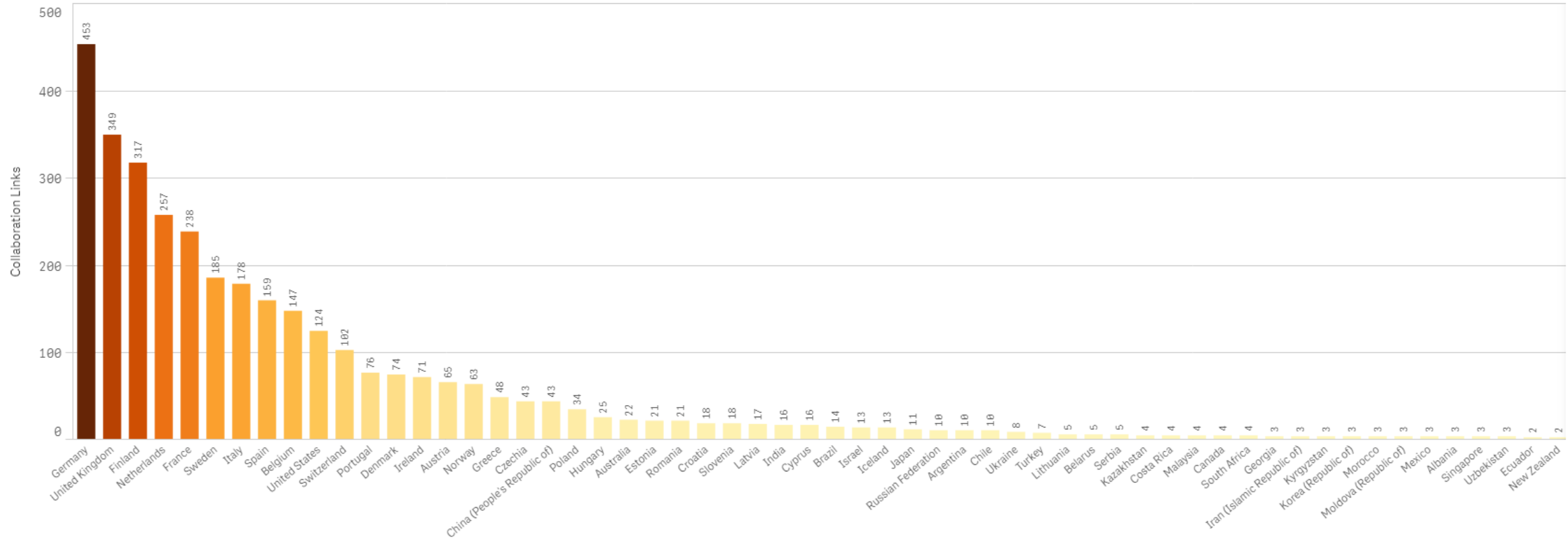
117 1,91%
of EU total



Yhteistyö muiden maiden kanssa

Top Collaborations

Collaboration links in the projects where Finland is involved



Suomen osallistuminen eri toimiin (MSCA)



MSCA IF (*Individual Fellowships*)

Net EU Contribution [↗](#)

17,59M_{0,03%}
of EU total

Signed Grants [↗](#)

90_{0,32%}
of EU total

MSCA unique participants [↗](#)

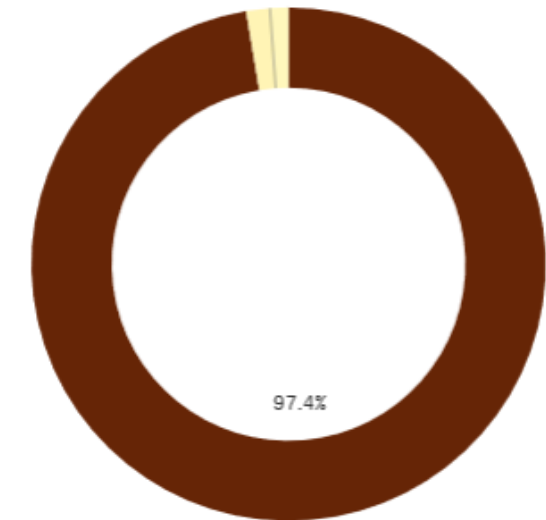
11_{0,18%}
of EU total



Types of organisations

Based on the net EU Contribution

Research organisations



Higher or secondary educati...

MSCA IF (*Individual Fellowships*)

MSCA-IF-ST

Net EU Contribution [↗](#)

12,63M<sub>0,02%
of EU total</sub>

Signed Grants [↗](#)

68<sub>0,24%
of EU total</sub>

MSCA-IF-EF-RI

Net EU Contribution [↗](#)

967,3k<sub>0,00%
of EU total</sub>

Signed Grants [↗](#)

5<sub>0,02%
of EU total</sub>

MSCA-IF-EF-CAR

Net EU Contribution [↗](#)

799,4k<sub>0,00%
of EU total</sub>

Signed Grants [↗](#)

3<sub>0,01%
of EU total</sub>

MSCA-IF-EF-SE

Net EU Contribution [↗](#)

202,7k<sub>0,00%
of EU total</sub>

Signed Grants [↗](#)

1<sub>0,00%
of EU total</sub>

MSCA-IF-GF

Net EU Contribution [↗](#)

2,99M<sub>0,01%
of EU total</sub>

Signed Grants [↗](#)

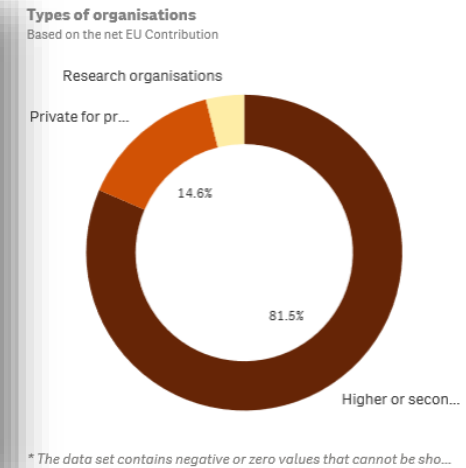
13<sub>0,05%
of EU total</sub>

MSCA-ITN (Initial Training Networks)

Net EU Contribution [↗](#)
48,18M 0,09% of EU total

Signed Grants [↗](#)
100 0,36% of EU total

Participation [↗](#)
174 0,13% of EU total



MSCA-ITN-ETN

Net EU Contribution [↗](#)
39,6M 0,08% of EU total

Signed Grants [↗](#)
86 0,31% of EU total

Participation [↗](#)
143 0,11% of EU total

MSCA-ITN-EID

Net EU Contribution [↗](#)
4,41M 0,01% of EU total

Signed Grants [↗](#)
10 0,04% of EU total

Participation [↗](#)
20 0,02% of EU total

MSCA-ITN-EJD

Net EU Contribution [↗](#)
4,17M 0,01% of EU total

Signed Grants [↗](#)
4 0,01% of EU total

Participation [↗](#)
11 0,01% of EU total

MSCA COFUND (Co-funding of regional, national and international programmes)

Net EU Contribution [↗](#)

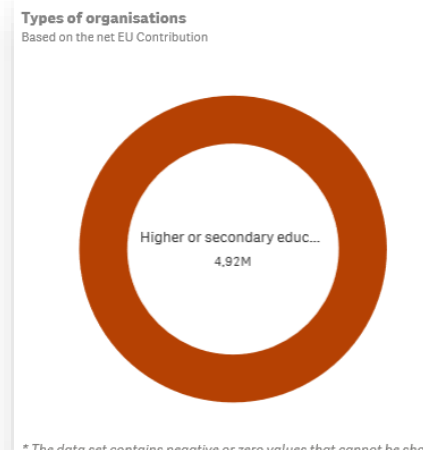
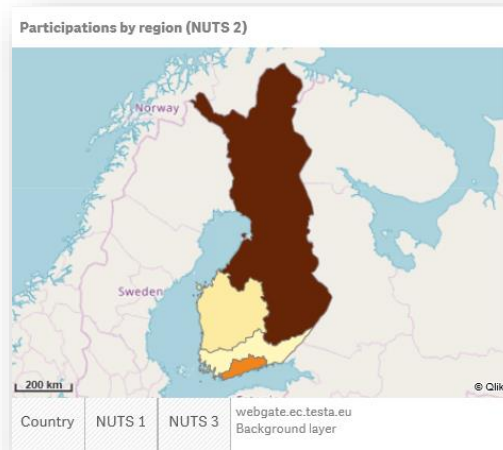
4,92M 0,01%
of EU total

Signed Grants [↗](#)

70,03%
of EU total

Participation [↗](#)

250,02%
of EU total



MSCA-COFUND-DP

Net EU Contribution [↗](#)

4,92M 0,01%
of EU total

Signed Grants [↗](#)

40,01%
of EU total

Participation [↗](#)

220,02%
of EU total

MSCA-COFUND-FP

Net EU Contribution [↗](#)

00,00%
of EU total

Signed Grants [↗](#)

30,01%
of EU total

Participation [↗](#)

30,00%
of EU total

MSCA-RISE

(Research and Innovation Staff Exchange)

Net EU Contribution [↗](#)

5,76M 0,01%
of EU total

Signed Grants [↗](#)

40 0,14%
of EU total

Participation [↗](#)

55 0,04%
of EU total

Participations by region (NUTS 2)



| Country | NUTS 1 | NUTS 3 |
|---------|--------|--------|
| | | |

webgate.ec.testa.eu
Background layer

Types of organisations

Based on the net EU Contribution



Eri MSCA-hakujen hyväksymisprosentit H2020-puiteohjelmakaudella

Hyväksymisprosenttien kehitys MSCA:ssa H2020-puiteohjelmakausi

| | | Haku 2014 | Haku 2015 | Haku 2016 | Haku 2017 | Haku 2018 | Haku 2019 | Haku 2020 |
|---|---------|-----------|-----------|-----------|-----------|-----------|-----------|-----------|
| IF | IF-ST | 18,62 % | 14,20 % | 13,10 % | 14,43 % | 12,33 % | 13,13 % | |
| | EF-RI | 18,96 % | 14,57 % | 13,40 % | 14,60 % | 19,39 % | 20,40 % | |
| | EF-CAR | 18,23 % | 13,81 % | 12,80 % | 14,30 % | 17,97 % | 20,23 % | |
| | EF-SE | | | 36,40 % | 28,40 % | 15,29 % | 27,55 % | |
| | GF | 11,27 % | 11,27 % | 13,10 % | 15,84 % | 20,77 % | 24,28 % | |
| COFUND | DP | 25,58 % | 25 % | 37,21 % | 16,66 % | 32,56 % | 23,21 % | |
| | FP | 25,53 % | 24,59 % | 25 % | 17,10 % | 19,72 % | 22,22 % | |
| ITN | ITN-ETN | 9,40 % | 6,29 % | 6,24 % | 6,80 % | 6,60 % | 7,68 % | 8,90 % |
| | ITN-EID | 18,81 % | 9,55 % | 13,22 % | 10,47 % | 13,10 % | 11,76 % | 14,89 % |
| | ITN-EJD | 15,38 % | 9,20 % | 9,76 % | 10,47 % | 11,10 % | 11,69 % | 14,63 % |
| RISE | | 42 % | 24,65 % | 22,95 % | 25,60 % | 26,80 % | 21,97 % | |
| NIGHT | | 39,02 % | | 37,17 % | | 42,97 % | | |
| <i>Lähde: net4mobility ja net4mobility+ -projekti</i> | | | | | | | | |

Kaikki hakemukset / hakijamaat

Tukea osallistujille ja hakijoille

- Suomen MSCA-kansalliset yhteyshenkilöt (NCP) – H2020-kausi
 - ❖ Päivi Pihlaja, Suomen Akatemia
 - ❖ (Outi Ala-Honkola, Suomen Akatemia)

Muista myös

- MSCA-verkosto Suomessa (FinnARMA)
 - Yhteistyöryhmä tutkimuksen tuen ja hallinnon alueella toimiville
 - Puheenjohtaja Kaisa Männikkö (kaisa.mannikko@tuni.fi)

Käyttöön otetaan uusi keskustelualusta osallistuvien organisaatioiden tutkimus-/hankehallinnon tarpeisiin.

Kiitos!

