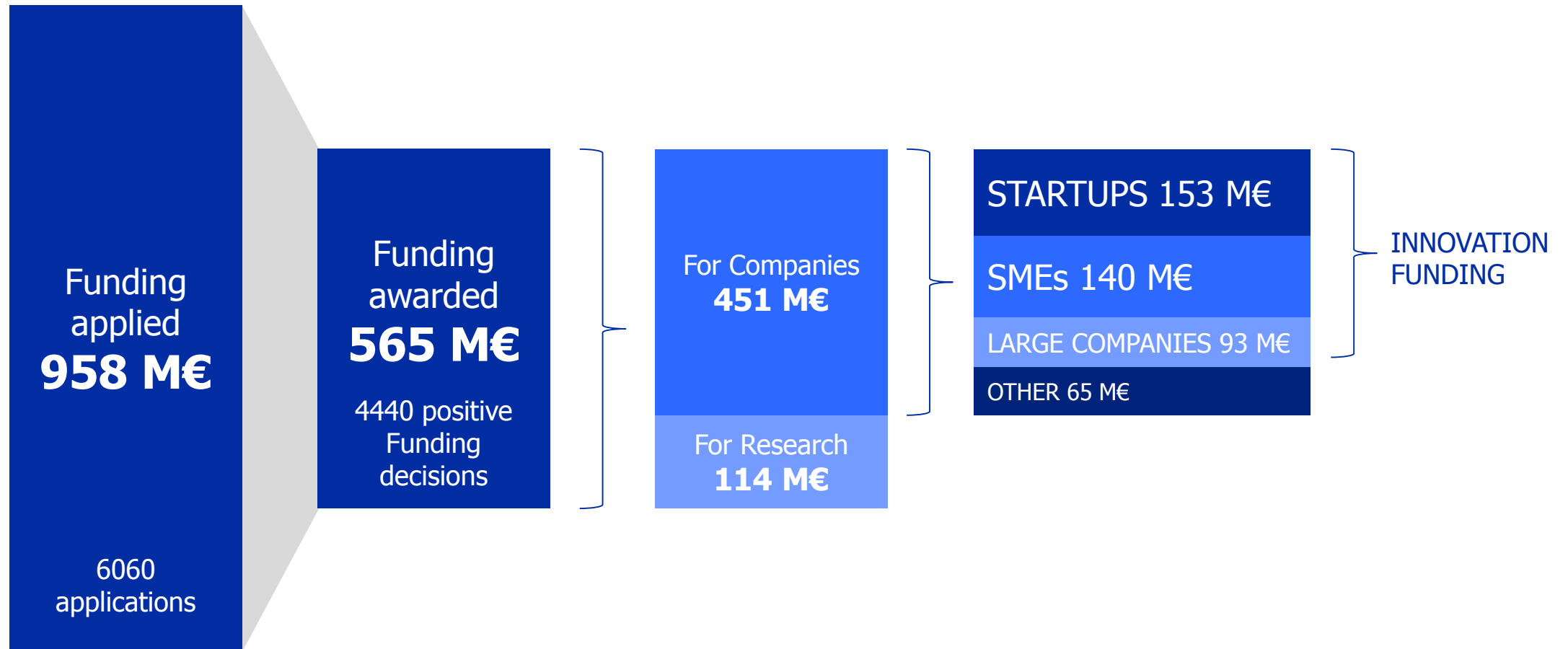


**BUSINESS
FINLAND**

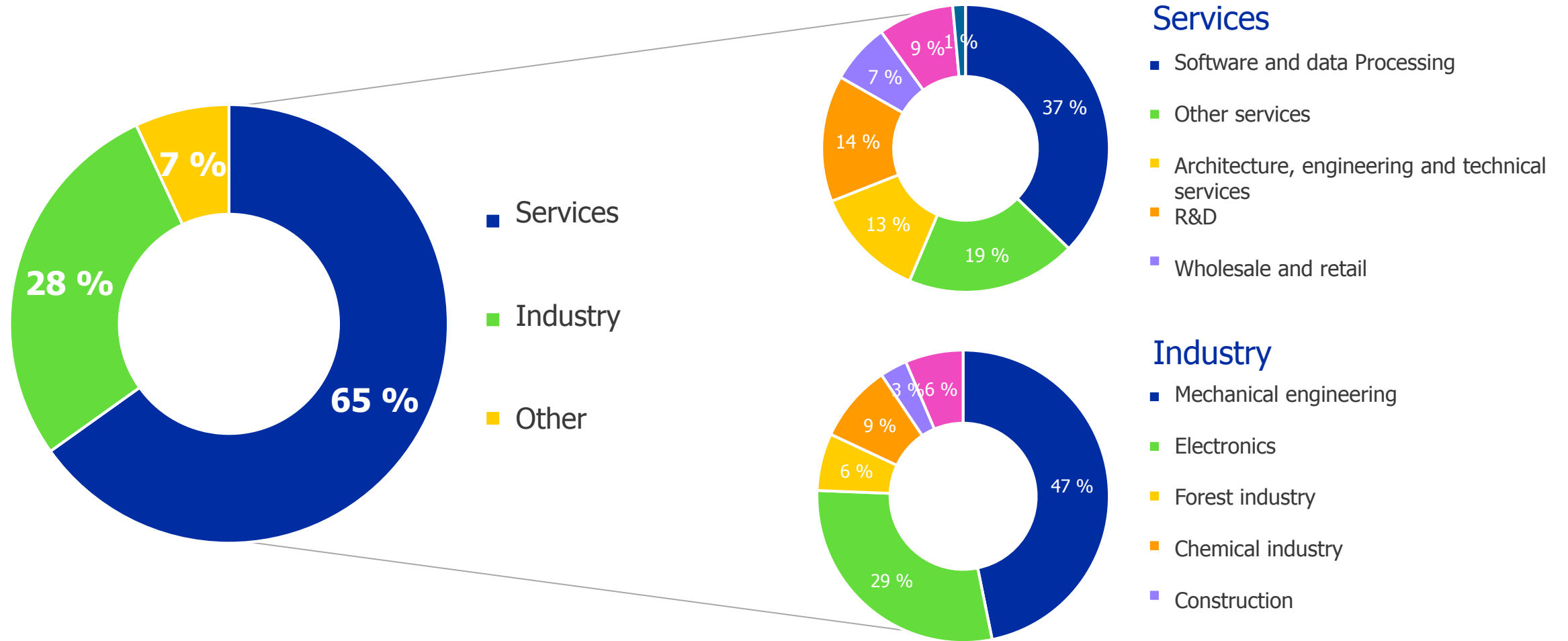
Business Finland

Results and Impact 2018

Funding Total 2018



Allocation of funding by sector



A look at some of the results

Projects completed in 2018 generated...

2906

New products,
services or other
innovations



1303

Patents or patent
applications



816

Theses



SMEs funded by Business Finland boast impressive growth figures*:

Our client SMEs estimate that the 2018 projects will generate 8.8 billion euros in turnover and 6.9 billion euros in exports.

20 %

increase in turnover

24 %

increase in exports

22 %

increase in value added

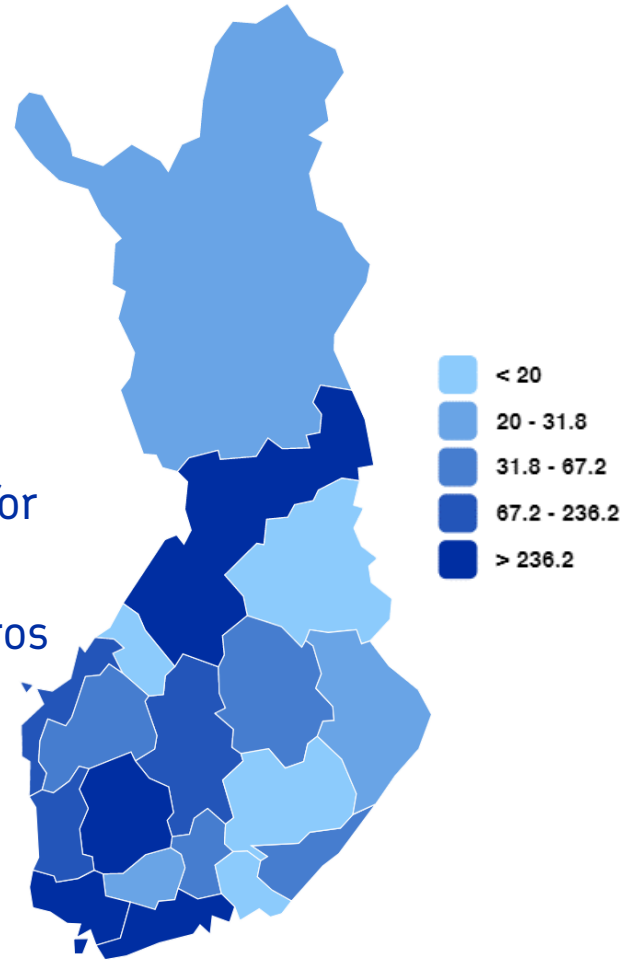
**BUSINESS
FINLAND**

*accumulated growth in 2014-2017

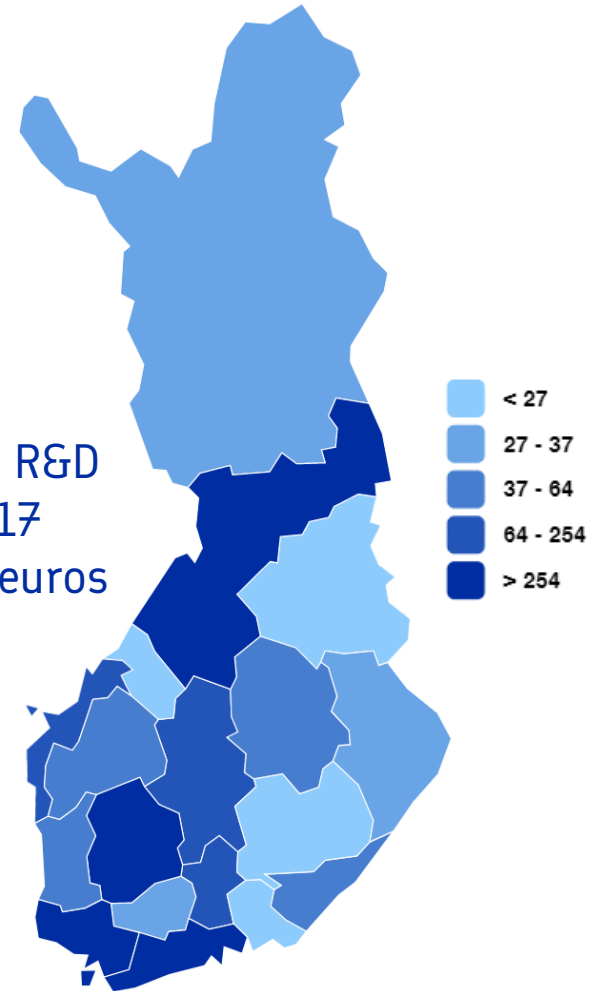
Funding by region

Business Finland
Innovation Funding for
Companies in 2018

Total: 386 million euros



Companies own R&D
spending in 2017
Total: 4 billion euros



Customer Feedback from 2018

Customers who received funding:

- Overall service quality: **4,3** (scale 1-5)
- Clients' **NPS +66**
- Number of respondents: **1350**

Global Network

- Contacts and matchmaking **4,42**
- Market entry advice **4,16**
- Market information & opportunities **4,06**
- Local support & Assistance **4,44**
- **NPS +58**

2018 Events in Finland

- 43 activities, where customer satisfaction was measured
- 3031 participants
- Overall score **4,10**

2018 Ecosystem activities

- **Digi:** 46 activities, score **4,30**
- **Bio & Cleantech:** 110/ **4,30**
- **Health:** 40 /**4,20**, willingness to recommend **8,40** (scale 1-10)
- **Consumer:** 113 / **4,20**, willingness to recommend **8,60**



Delegations:

- **41** trade promotion trips to **57** cities, in **29** countries.
- Overall score **4,10**.
- Score measuring willingness to recommend: **8,5** (scale 1-10).
- **Team Finland visits** (54) feedback from companies **4,10**.

**BUSINESS
FINLAND**

INVEST IN FINLAND

Investments in Finland

- The 4300 foreign companies operating in Finland employ 255,000 people - representing 17.5 % of all private sector staff in Finland.
- In 2012-2017, foreign client companies of Invest in Finland paid **€ 185 million** in corporate taxes and **€ 436 million** in income taxes.

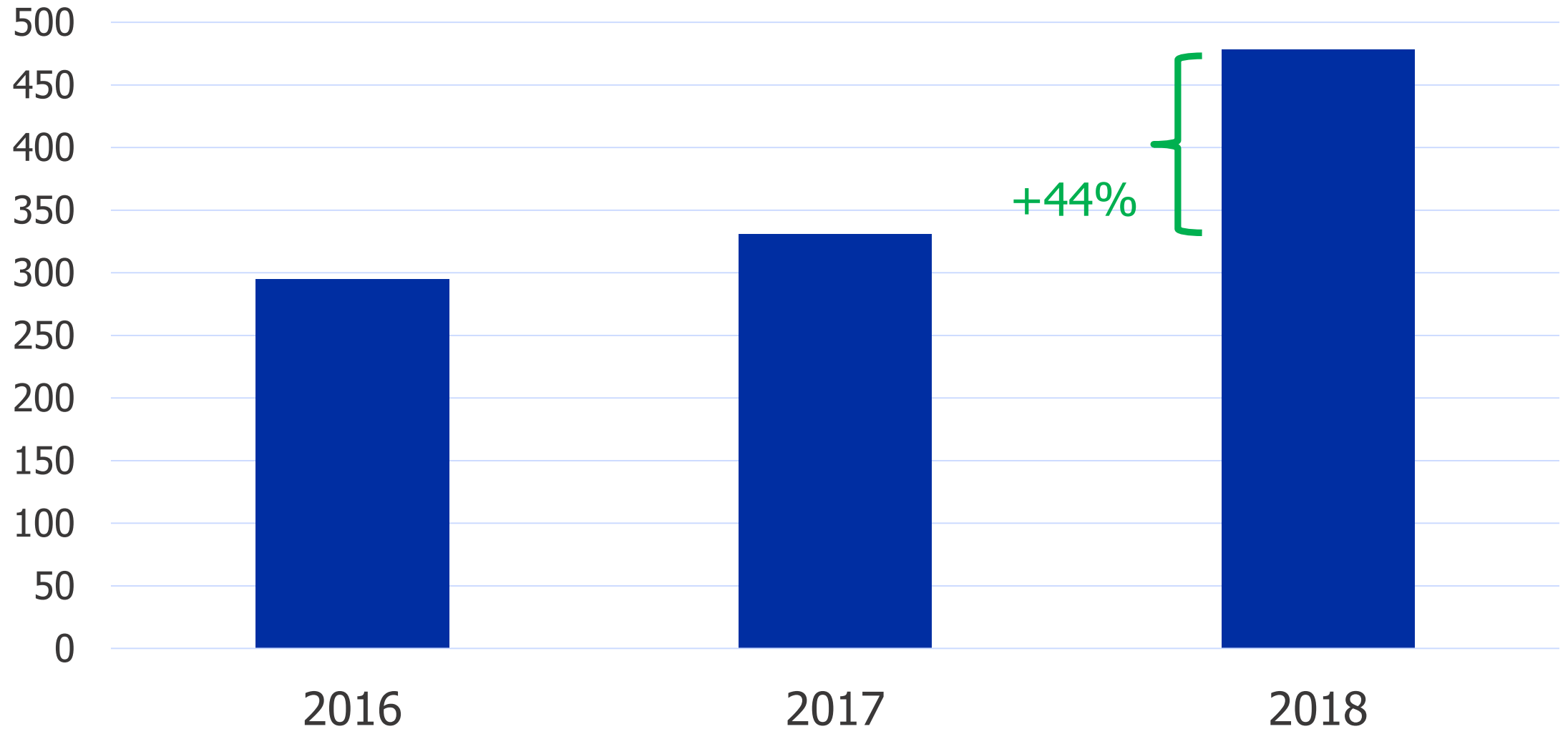
INVEST-IN RESULTS 2018

| | |
|---------------------------|------|
| Investments (Million) | 478 |
| New jobs | 1180 |
| New customer contacts | 984 |
| Company visits to Finland | 108 |

IMPACTS:

- Tax revenues
- Jobs
- Acquisitions from Finnish companies
- Information and Knowledge sharing
- The size of the market is growing
- Investments attract other companies to Finland

Investments in Finland (€)



New Jobs created by FDI



Publicly Funded Export Promotion Resources in Finland and Sweden:



Finland:
134 employees abroad



Sweden:
500 employees abroad